




КУРСКИЙ ГОСУДАРСТВЕННЫЙ
МЕДИЦИНСКИЙ УНИВЕРСИТЕТ
KURSK STATE MEDICAL UNIVERSITY

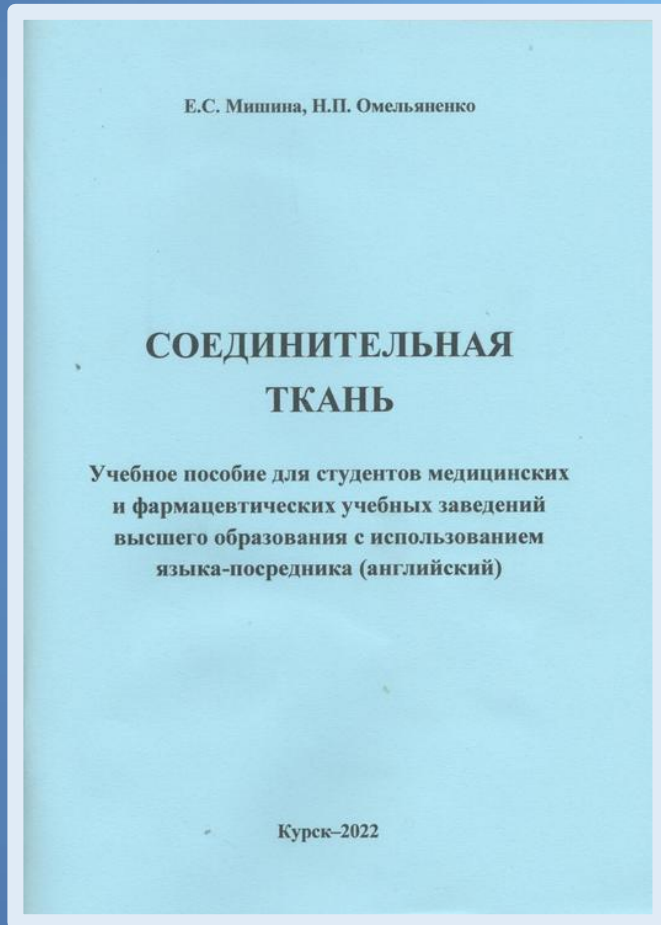
virtual exhibition

NEW EDITIONS OF EDUCATIONAL LITERATURE

НОВЫЕ ИЗДАНИЯ УЧЕБНОЙ ЛИТЕРАТУРЫ



ONLINE LIBRARY



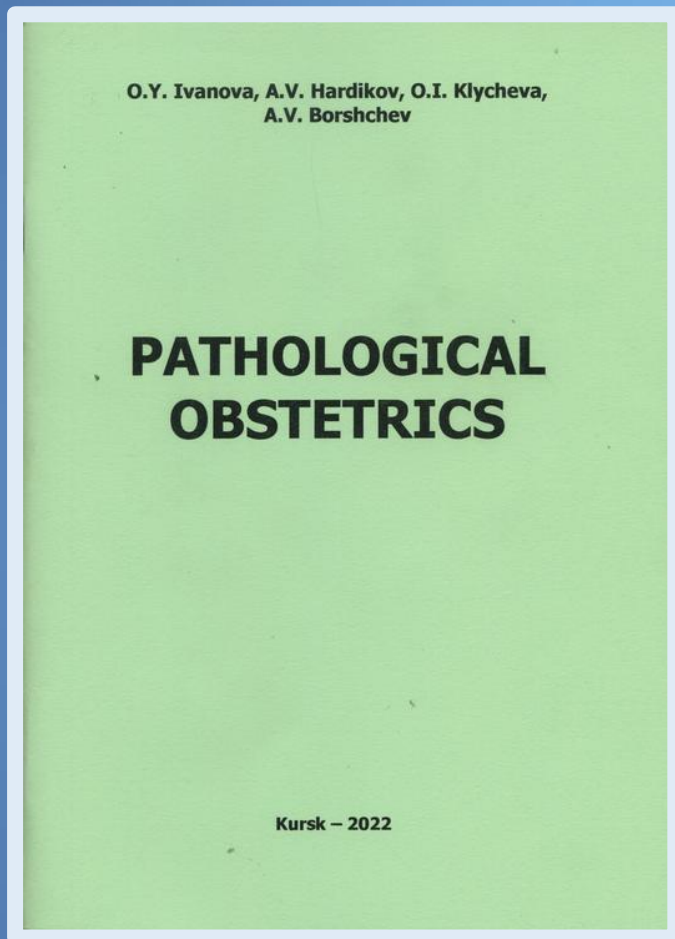
Соединительная ткань = Connective tissue : учебное пособие для студентов медицинских и фармацевтических учебных заведений высшего образования с использованием языка посредника (английский) : [на англ. яз.] / Курский государственный медицинский университет, Кафедра гистологии, эмбриологии, цитологии ; авт.-сост.: Е. С. Мишина, Н. П. Омельченко. - Курск : Изд-во КГМУ, 2022. - 99 с. : ил.

[FULL TEXT](#)



CONTENTS

| | |
|--|-------|
| Chapter 1. Definitions, principles and features of histophysiology and biochemistry of connective tissue..... | 6 p. |
| Chapter 2. Cellular elements of connective tissue..... | 12 p. |
| Chapter 3. Extracellular matrix of connective tissue..... | 46 p. |
| Chapter 4. Regulation of metabolic functions of connective tissue..... | 93 p. |
| Chapter 5. Biochemical and molecular biological mechanisms and phenomena of connective tissue aging..... | 98 p. |



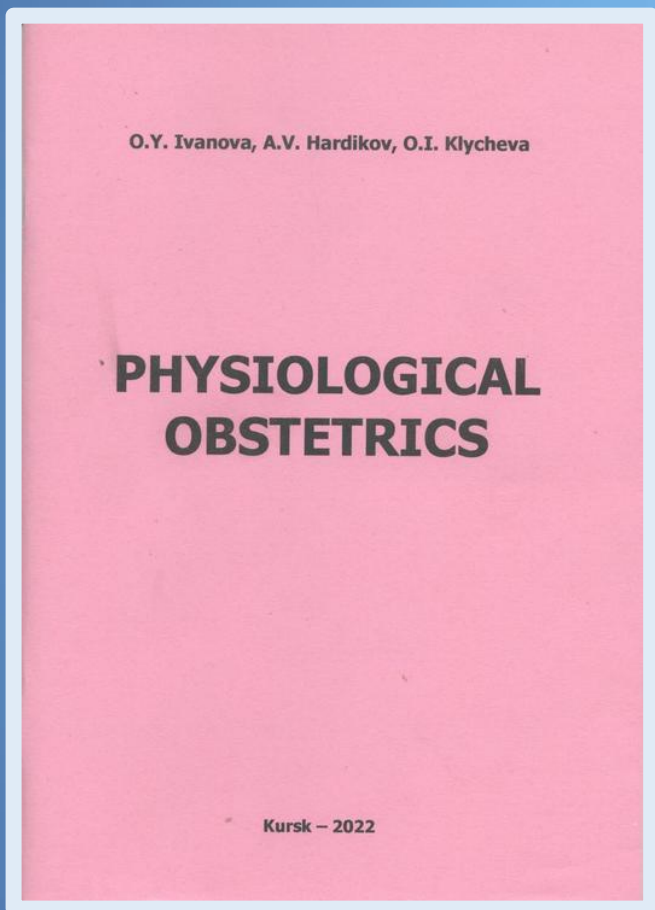
Патологическое акушерство = Pathological oobstetrics : учебное пособие (для студентов Международного медицинского института) : [на англ. яз.] / О. Ю. Иванова, А. В. Хардигов, О. И. Клычева, А. В. Борщев ; Курский государственный медицинский университет, Кафедра акушерства и гинекологии. - Курск : Изд-во КГМУ, 2022. - 76 с. : ил.

[FULL TEXT](#)



CONTENTS

| | |
|--|----|
| PREECLAMPSIA. ECLAMPSIA. | 7 |
| TRAUMA OF BIRTH CHANNAL..... | 18 |
| ANTE-PARTUM HEMORRHAGE..... | 31 |
| BLEEDING IN THIRD STAGE OF LABOR. POSTPARTUM | |
| HAEMORRHAGES..... | 51 |
| REFERENCES | 74 |



Иванова, О. Ю.

Физиологическое акушерство = Physiological obstetrics : учебное пособие (для студентов Международного медицинского института) : [на англ. яз.] / О. Ю. Иванова, А. В. Хардигов, О. И. Клычева ; Курский государственный медицинский университет, Кафедра акушерства и гинекологии. - Курск : Изд-во КГМУ, 2022. - 75 с. : ил.

[FULL TEXT](#)



Contents

| | |
|--|----|
| ANATOMY AND PHYSIOLOGY OF THE FEMALE REPRODUCTIVE SYSTEM. NORMAL MENSTRUAL CYCLE..... | 7 |
| PELVIS. PELVIOMETRY. FETUS..... | 17 |
| PHYSIOLOGY OF PREGNANCY. MATERNAL PHYSIOLOGY DURING PREGNANCY..... | 26 |
| DIAGNOSIS OF PREGNANCY AND METHODS FOR DETERMINING THE GESTATIONAL AGE OF THE FETUS. GENERAL AND SPECIAL OBSTETRIC EXAMINATION. PRENATAL SCREENING. PRENATAL CARE..... | 33 |
| LABOR PHYSIOLOGY. MECHANISM OF NORMAL LABOR (VERTEX PRESENTATION). CONDUCTION AND MANAGEMENT OF I, II, III STAGES OF LABOR..... | 46 |
| BREECH PRESENTATION. MECHANISM OF LABOR. CONDUCTION AND MANAGEMENT OF LABOR WITH BREECH PRESENTATION..... | 56 |
| NORMAL PUERPERIUM. CONDUCTION OF PUERPERIUM. LACTATION. | 66 |
| REFERENCES..... | 72 |

И.А. Ковынева, Е.В. Рубцова, Н.В. Девдариани,
Н.Э. Петрова, Н.Н. Самчик, В.М. Чиркова,
Д.Д. Дмитриева, Е.С. Скляр

ПРАКТИКУМ ПО АУДИРОВАНИЮ

*УЧЕБНО-МЕТОДИЧЕСКОЕ ПОСОБИЕ ПО РУССКОМУ ЯЗЫКУ
КАК ИНОСТРАННОМУ*

*ДЛЯ СТУДЕНТОВ 1-2 КУРСОВ МЕЖДУНАРОДНОГО
МЕДИЦИНСКОГО ИНСТИТУТА*



Курск - 2022

Практикум по аудированию : учебно-методическое пособие по русскому языку как иностранному для студентов 1-2 курсов Международного медицинского института / И. А. Ковынева, Е. В. Рубцова, Н. В. Девдариани [и др.] ; Курский государственный медицинский университет, Кафедра русского языка и культуры речи. - Курск : Изд-во КГМУ, 2022. - 103 с. : ил.

FULL TEXT



СОДЕРЖАНИЕ

| | |
|---|----|
| ПРЕДИСЛОВИЕ..... | 4 |
| Тема 1. ЗНАКОМСТВО..... | 5 |
| Тема 2. ДОМ И КВАРТИРА. АРЕНДА ЖИЛЬЯ. СТУДЕНЧЕСКОЕ ОБЩЕЖИТИЕ МЕДИЦИНСКОГО УНИВЕРСИТЕТА | 21 |
| Тема 3. РАБОЧИЙ ДЕНЬ СТУДЕНТА | 38 |
| Тема 4. В СУПЕРМАРКЕТЕ, В МАГАЗИНЕ, НА РЫНКЕ | 48 |
| Тема 5. В БУФЕТЕ, В КАФЕ, В ПИЦЦЕРИИ | 61 |
| Тема 6. НА ПРИЁМЕ У ВРАЧА. ПОЛИКЛИНИКА. ЗАПИСЬ К ВРАЧУ. В АПТЕКЕ..... | 72 |
| Тема 7. В ГОСТЯХ У РУССКОГО ДРУГА | 92 |

T.A. Ishunina

**TUTORIAL IN CELL BIOLOGY
AND HISTOLOGY
«ULTRASTRUCTURAL AND FUNCTIONAL
PECULIARITIES OF CELLULAR ELEMENTS
IN HISTOLOGICAL TISSUES»**

Kursk-2022

Ишунина, Т. А.

Учебное пособие по клеточной биологии и гистологии "Ультраструктурные и функциональные особенности клеточных элементов в составе гистологических тканей" для студентов международного факультета = Textbook on cell biology and histology "Ultrastructural and functional peculiarities of cellular elements in histological tissues" for foreign students of the medical faculty : [на англ. яз.] / Т. А. Ишунина ; Курский государственный медицинский университет. - Курск : Изд-во КГМУ, 2022. - 159 с. : ил.

[FULL TEXT](#)



| | |
|-------------------------------------|---------|
| Preface..... | 6..... |
| Histological tissues..... | 7..... |
| Epithelial tissues..... | 8..... |
| Glands..... | 16..... |
| Blood..... | 23..... |
| Lymph..... | 45..... |
| Hemopoiesis..... | 51..... |
| Connective tissues..... | 62..... |
| Connective tissue fibers..... | 65..... |
| Connective tissue cells..... | 69..... |
| Specialized connective tissues..... | 78..... |
| Cartilages..... | 84..... |
| Hyaline cartilage..... | 85..... |
| Articular cartilage..... | 88..... |
| Elastic cartilage..... | 91..... |

| | |
|------------------------------|----------|
| Fibrous cartilage..... | 92..... |
| Bone..... | 97..... |
| Bone development..... | 106..... |
| Muscular tissues..... | 113..... |
| Skeletal muscle tissues..... | 113..... |
| Cardiac muscle tissue..... | 123..... |
| Smooth muscle tissue..... | 127..... |
| Nervous tissue..... | 132..... |
| Neurons..... | 133..... |
| Nerve fibers..... | 138..... |
| Glial cells..... | 141..... |
| References..... | 154..... |

**TUTORIAL
ON THE PHYSIOLOGY OF
EXCITABLE TISSUES**

(for students of the International medical institute)



KURSK – 2022

Учебное пособие по физиологии возбудимых тканей = Tutorial on the physiology of excitable tissues (for students of the International medical institute) : (для студентов международного медицинского института) : [на англ. яз.] / Курский государственный медицинский университет, Кафедра нормальной физиологии ; под ред. Н. В. Репаловой, Е. В. Авдеевой. - Курск : Изд-во КГМУ, 2022. - 91 с. : ил., табл.

[FULL TEXT](#)

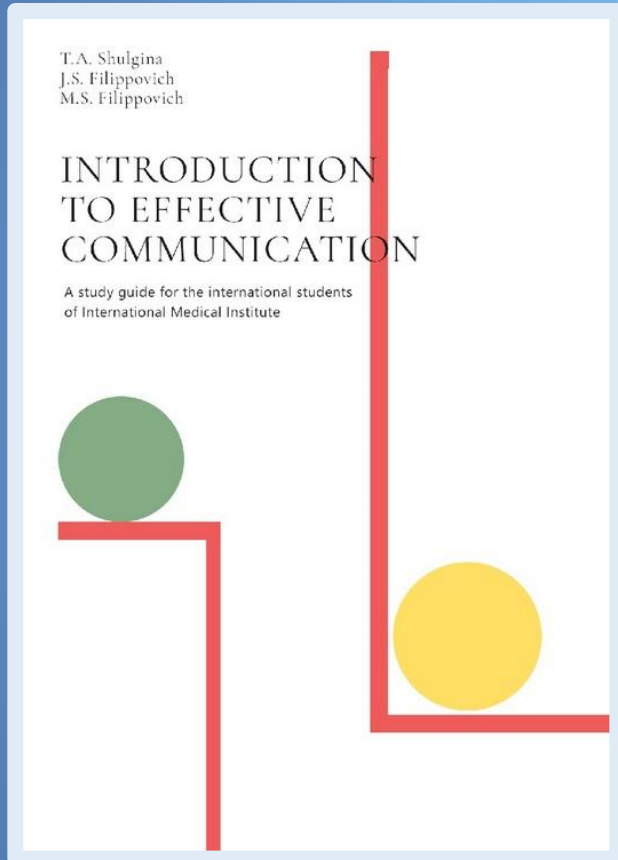


CONTENTS

| | |
|--|----|
| Preface | 5 |
| Approximate basis for students' actions during self-study..... | 6 |
| Topic: Bioelectrical phenomena in the excitable tissues | 8 |
| Structure and functions of the cell membrane..... | 9 |
| Irritant..... | 15 |
| Excitable tissues..... | 15 |
| Resting membrane potential..... | 17 |
| Action potential..... | 19 |
| Changes in excitability during the action potential..... | 22 |
| Local response..... | 24 |
| Recommended laboratory works..... | 25 |
| Questions for self-control..... | 31 |
| Examples of tests for self-control..... | 32 |
| Obligatory tasks..... | 34 |
| Recommended literature | 35 |
| Supplementary literature..... | 35 |
| Topic: Physiological properties of nerves. Neuromuscular transmission.. | 35 |
| Functions of nerves..... | 36 |
| Structure of the neuron..... | 36 |
| Special aspects of the signal transmission in nerve trunks..... | 39 |
| Laws of excitation, conduction in nerves..... | 43 |

| | |
|--|-----------|
| Classifications of nerve fibers..... | 44 |
| Structure and functions of the neuromuscular junction..... | 45 |
| Mechanism of neuromuscular transmission..... | 46 |
| Recomended laboratory works..... | 48 |
| Questions for self-control..... | 52 |
| Examples of tests for self-control..... | 52 |
| Obligatory tasks..... | 54 |
| Recommended literature | 55 |
| Supplementary literature..... | 55 |
| Topic: Physiological properties of skeletal and smooth muscles..... | 55 |
| Functions of muscles. Types of the muscles..... | 57 |
| Skeletal muscle structure..... | 58 |
| Motor units..... | 61 |
| Skeletal muscle contractions..... | 62 |
| Summation of muscle contractions..... | 67 |
| Energy of muscle contraction..... | 70 |
| Work and strength of the muscle..... | 70 |
| Muscle fatigue..... | 72 |
| Smooth muscles, types, structure..... | 72 |
| Chemical and physical base for smooth muscle contraction..... | 73 |
| Neuro-muscular junctions of the smooth muscle..... | 76 |
| Recomended laboratory works..... | 77 |
| Questions for self-control..... | 82 |

| | |
|---|----|
| Examples of tests for self-control..... | 83 |
| Obligatory tasks..... | 85 |
| Recommended literature | 85 |
| Supplementary literature..... | 86 |
| References..... | 87 |
| Pages for your notes..... | 92 |



Шульгина, Т. А.

Введение в эффективную коммуникацию =
Introduction to effective communication :
учебное пособие для обучающихся
Международного медицинского института :
[на англ. яз.] / Т. А. Шульгина, Ю. С.
Филиппович, М. С. Филиппович ; Курский
государственный медицинский
университет. - Курск : Изд-во КГМУ, 2022.
- 192 с.

[FULL TEXT](#)



CONTENTS

| | |
|--|-----|
| Chapter I What Is Communication? | 6 |
| Chapter II Perception | 26 |
| Chapter III Self-Concept | 38 |
| Chapter IV Language And Its Meaning | 53 |
| Chapter V Verbal Communication | 64 |
| Chapter VI Nonverbal Communication | 80 |
| Chapter VII Interpersonal Communication | 102 |
| Chapter VIII Culture and Communication | 116 |
| Chapter IX Conflicts | 129 |
| Chapter X Patient Education | 152 |
| Chapter XI Psychology of Persuasion | 165 |

| | |
|--|-----|
| TAKE ACTIONS | 172 |
| Chapter I What is Communication? | 172 |
| Chapter II Perception..... | 175 |
| Chapter III Self-Concept | 176 |
| Chapter IV Language and its Meaning..... | 179 |
| Chapter V Verbal Communication..... | 180 |
| Chapter VI Nonverbal Communication | 182 |
| Chapter VII Interpersonal Communication | 184 |
| Chapter VIII Culture and Communication | 185 |
| Chapter IX Conflicts..... | 188 |
| Chapter X Patient Education | 190 |
| Chapter XI Psychology of Persuasion..... | 191 |

The Library of KSMU,
the department of foreign literature

February 2023