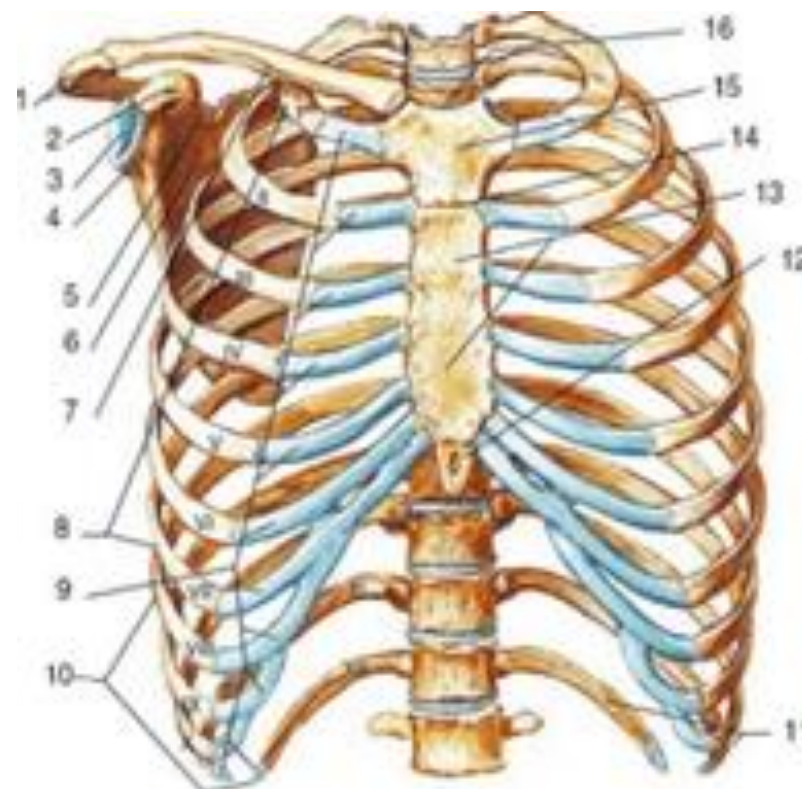
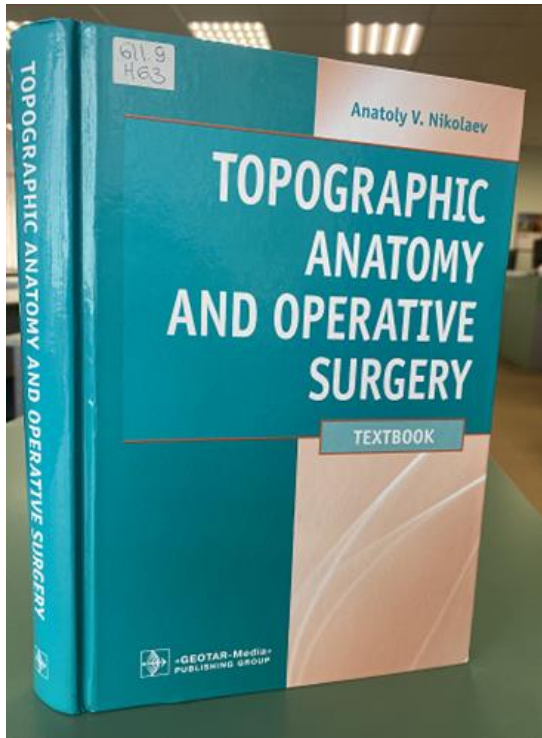




virtual exhibition



TOPOGRAPHIC ANATOMY AND OPERATIVE SURGERY



Николаев, А. В.

Topographic anatomy and operative surgery : textbook =
Топографическая анатомия и оперативная хирургия :
учебник для студентов высшего профессионального
образования, обучающихся по специальностям
«Лечебное дело», «Педиатрия» по дисциплине
«Топографическая анатомия, оперативная хирургия»,
по специальности «Медико-профилактическое дело»
по разделу дисциплины «Анатомия человека.
Топографическая анатомия» : [на англ. яз.] / Anatoly V.
Nikolaev. - 3-е изд., испр. и доп. - Moscow : GEOTAR-
Media, 2018. - 671 p. : il.

Annotation:

The textbook provides topographic descriptions of organs and tissues in the regions of the human body strictly to the layer-by-layer principle and applies the terms from the latest official international anatomic nomenclature (AN, Rome, 1999) both in English and in Latin. It also lays out the most wide-spread surgical operations. This edition includes cases and tests for self-assessment as well as over 400 figures, both original and modified from other manuals.

The revised and improved textbook is designed for the third-fourth year English-speaking medical students.

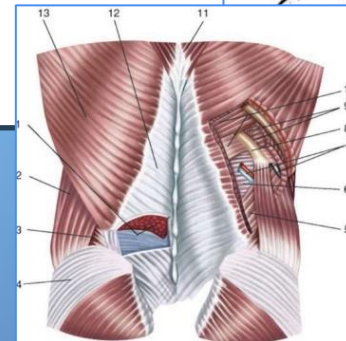
Nikolaev, A. V. Topographic Anatomy and Operative Surgery : textbook / A. V. Nikolaev. – Moscow : GEOTAR-Media, 2021. - 672 p.

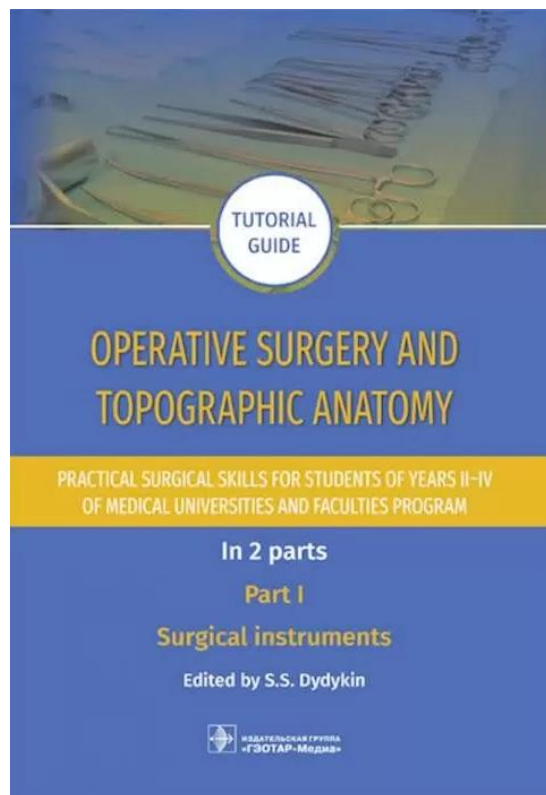
MedBaseGeotar
Справочно-информационная система

[FULL TEXT](#)

Электронная библиотечная система
**Консультант
студента**

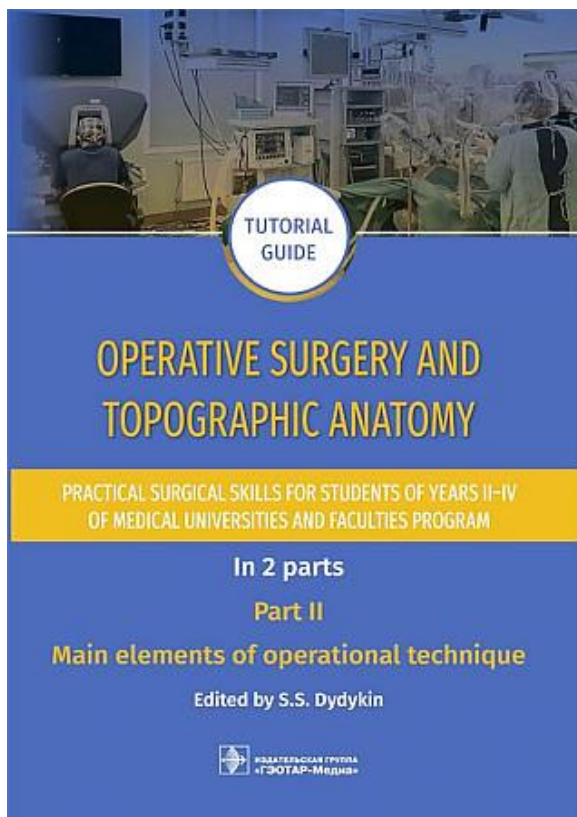
[FULL TEXT](#)





Operative surgery and topographic anatomy. Practical surgical skills for students of years II-IV of medical universities and faculties program. Part I. Surgical instruments : tutorial guide. In 2 parts / edited by S. S. Dydykin. - Moscow : Geotar-Media, 2023. - 64 с.

[FULL TEXT](#)



Operative surgery and topographic anatomy. Practical surgical skills for students of years II-IV of medical universities and faculties program. Part II. Main elements of operational technique : tutorial guide. In 2 parts / edited by S. S. Dydykin. - Moscow : Geotar-Media, 2023. - 56 с.

[FULL TEXT](#)

Annotation:

The tutorial guide for exercising practical skills is a result of the work of teachers of the Department of Operative Surgery and Topographic Anatomy of Sechenov University that helps to improve the process of teaching students the basic elements of surgical technique. The tutorial guide consists of two parts. The first part contains the names, designs and a brief description of general-purpose surgical instruments that are used in any surgical operation. The second part contains the main ways of using surgical instruments in surgical interventions.

At the Department of Operative Surgery and Topographic Anatomy, the student must also acquire the ability to use general surgical instruments (instruments for tissue separation, accessory and fixing instruments, hemostatic clamps, instruments for tissue connection). The final establishment of surgical skills should be provided for by training in clinical surgical departments and during industrial practice.

This tutorial guide is intended for students of general medicine and pediatrics departments of medical universities.

The Library of KSMU,
the department of foreign literature

November, 2024