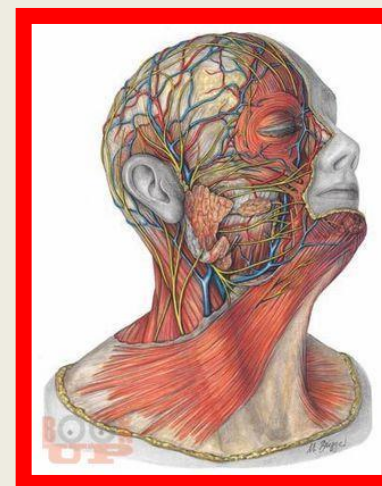
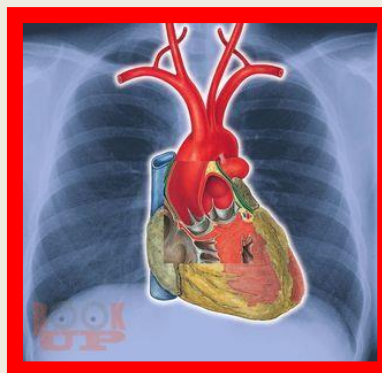
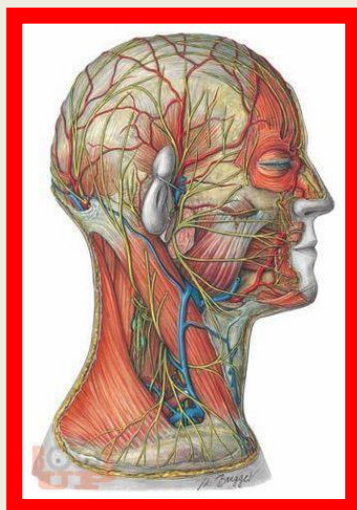


# *ANATOMY BOOKS*

Library  
Foreign Literature Department

# ЭБС "КОНСУЛЬТАНТ СТУДЕНТА"

Медицина (ВО) ГЭОТАР-Медиа. Books in English



Медицина (ВО) ГЭОТАР-Медиа. Books in English

**Kolesnikov, L. L. Textbook of Human Anatomy. In 3 vol. Vol. 1. Locomotor apparatus /L. L. Kolesnikov, D. B. Nikitiuk, S. V. Klochkova, I. G. Stelnikova. - Moscow : GEOTAR-Media, 2018. - 288 c. - FILL TEXT**

*Annotation: This book provides essential facts of human anatomy for medical students. It demonstrates the basic knowledge for exam preparation and practice review of visual experiences. Plenty of clear illustrations (more than 900 pictures, radiographic and cross-sectional images) help students memorize the topics of anatomy. Modern imaging technologies allow the depiction of organs and systems in a variety of ways to gain thorough knowledge and to link to the clinical setting. The content of the book corresponds to the Federal Program for medical education.*

*Material is divided according to systemic anatomy into three volumes. Volume 1 contains Introduction, Human development, and Locomotor apparatus.*

**Kolesnikov, L. L. Textbook of Human Anatomy. In 3 vol. Vol. 2. Splanchnology and cardiovascular system / L. L. Kolesnikov, D. B. Nikitiuk, S. V. Klochkova, I. G. Stelnikova. - Moscow : GEOTAR-Media, 2020. - 320 p. – FILL TEXT**


*Annotation: This book provides essential facts of human anatomy for medical students. It demonstrates the basic knowledge for exam preparation and practice review of visual experiences. Plenty of clear illustrations (more than 900 pictures, radiographic and cross-sectional images) help students memorize the topics of anatomy. Modern imaging technologies allow the depiction of organs and systems in a variety of ways to gain thorough knowledge and to link to the clinical setting. The content of the book corresponds to the Federal Program for medical education.*

*Material is divided according to systemic anatomy into three volumes. Volume 2 contains information about internal organs development (Respiratory, Urinary, Reproductive, Lymphoid, Cardiovascular systems and Endocrine glands).*

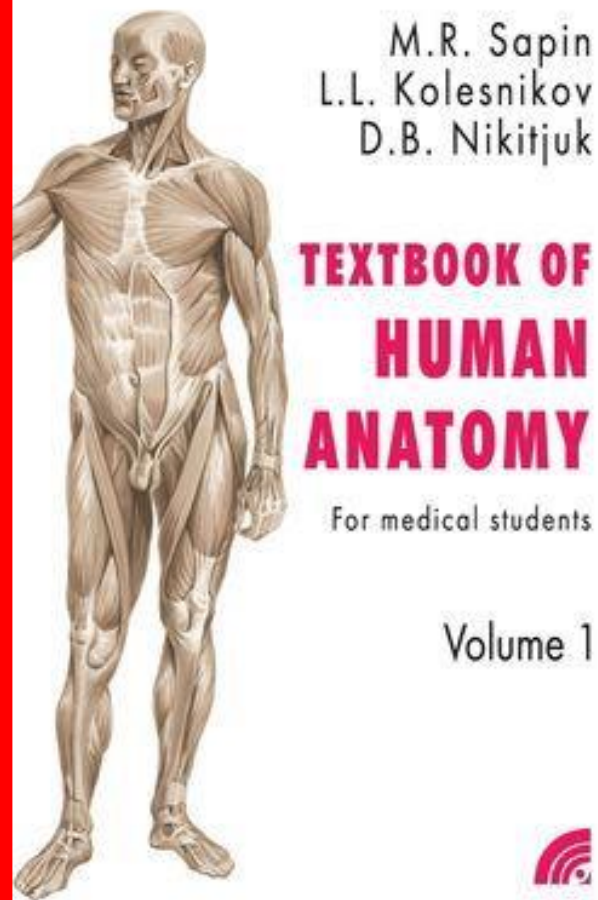
**Kolesnikov, L. L. Textbook of Human Anatomy. In 3 vol. Vol. 3. Nervous system. Esthesiology / L. L. Kolesnikov, D. B. Nikitiuk, S. V. Klochkova, I. G. Stelnikova. - Moscow : GEOTAR-Media, 2020. - 216 p. - FILL TEXT**

*Annotation: This book provides essential facts of human anatomy for medical students. It demonstrates the basic knowledge for exam preparation and practice review of visual experiences. Plenty of clear illustrations (more than 900 pictures, radiographic and cross-sectional images) help students memorize the topics of anatomy. Modern imaging technologies allow the depiction of organs and systems in a variety of ways to gain thorough knowledge and to link to the clinical setting. The content of the book corresponds to the Federal Program for medical education.*

*Material is divided according to systemic anatomy into three volumes. Volume 3 contains information about nervous system structure (Central, Peripheral, Autonomic nervous systems) and sense organs.*

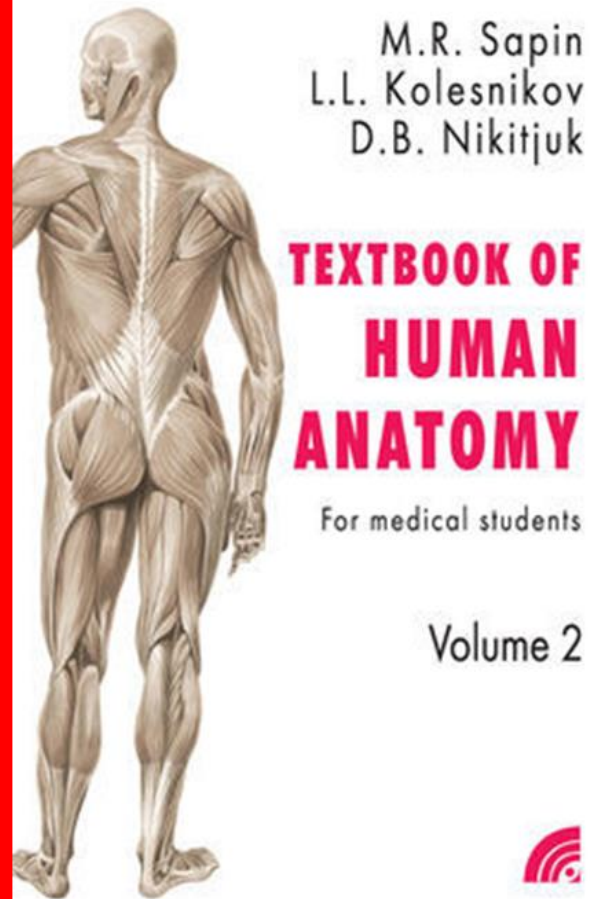


**FOREIGN COLLECTION**



Сапин, М. Р. Textbook of human anatomy for medical students. Vol 1 / М. Р. Сапин, Л. Л. Колесников, Д. Б. Никитюк. 2-е изд. - Moscow : New Wave , 2019. - 416 с. - **FILL TEXT**





Колесников, Л. Л. Textbook of human anatomy for medical students. Vol 2 / Л. Л. Колесников, Д. Б. Никитюк, М. Р. Сапин, 2-е изд. - Moscow : New Wave , 2019. - 480 с. - FILL TEXT



I. V. Gaivoronskiy, A. A. Kurtseva  
M. G. Gaivoronskaya, G. I. Nichiporuk

## АНАТОМИЯ КОСТНОЙ СИСТЕМЫ

### ANATOMY OF BONE SYSTEM

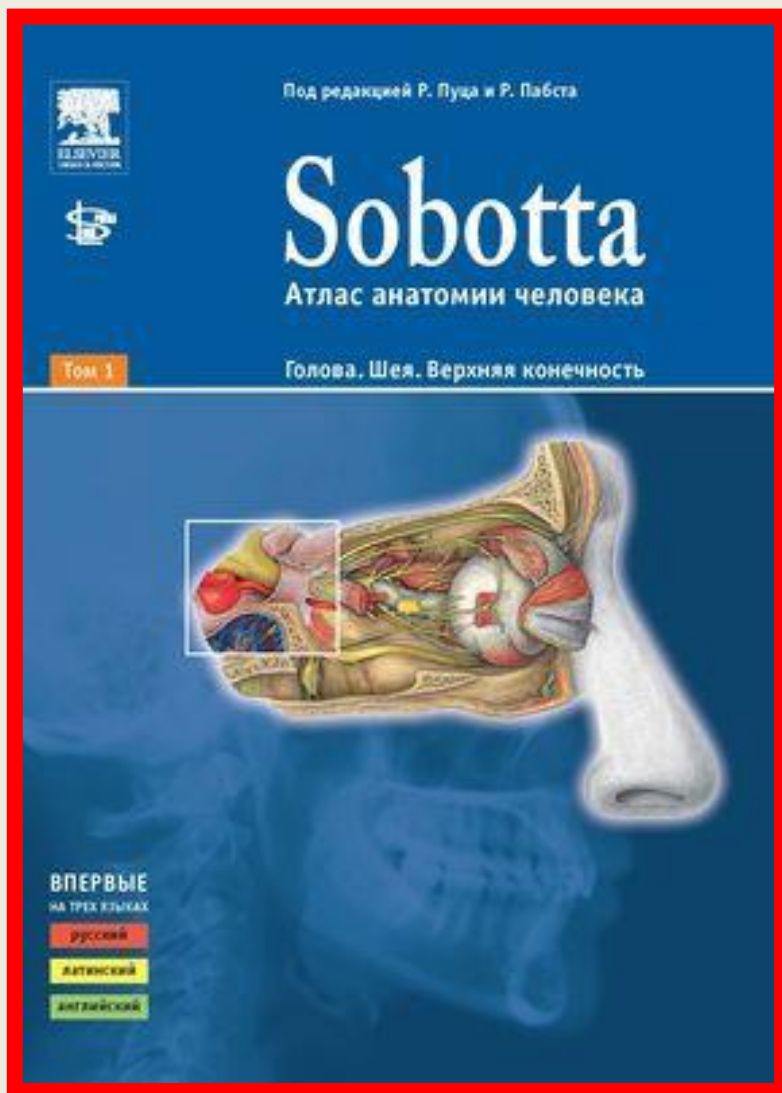
The manual for medical students

*Учебное пособие для медицинских вузов  
(специальность «Лечебное дело» )*

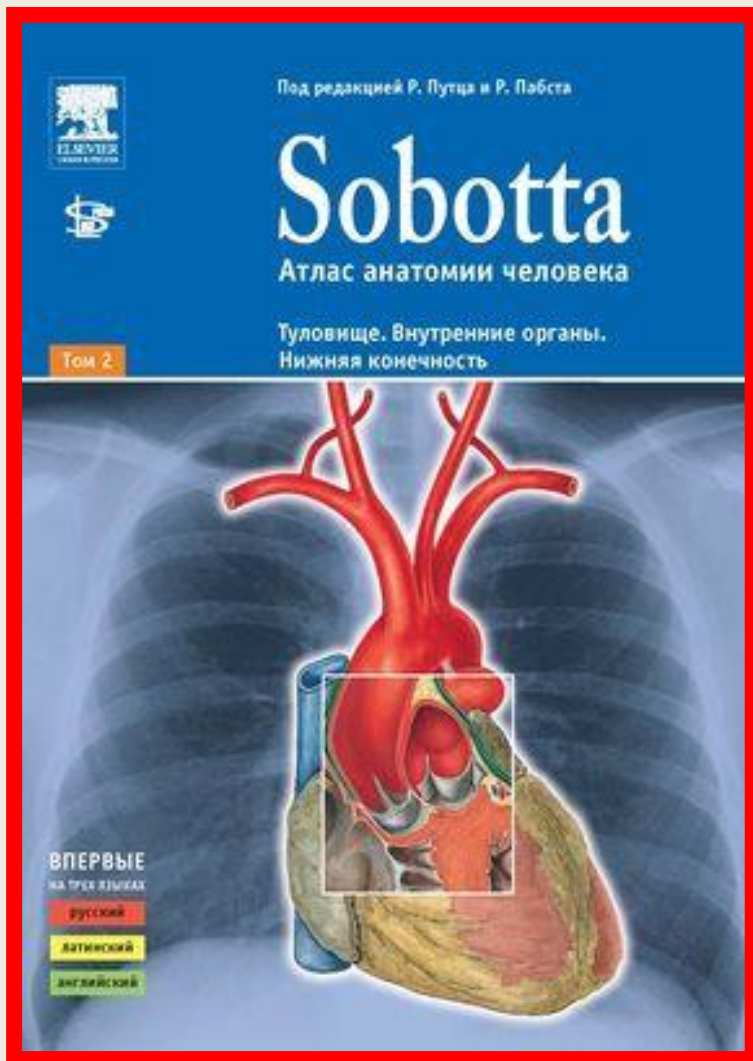


Санкт-Петербург  
СпецЛит

И. В. Гайворонский, Anatomy of  
bone system. The manual for  
medical students / И. В.  
Гайворонский, А. А. Курцева, М.  
Г. Гайворонская, Г. И.  
Ничипорук. – Санкт-Петербург :  
Специальная литература, 2014. -  
88 с. - FILL TEXT



Путц Р. Атлас анатомии человека Sobotta. В 2 т. Т. 1. Голова. Шея. Верхняя конечность : пер. с англ. / Р. Путц, Р. Пабст. - Москва : Логосфера, 2010. - 432 с. - [FILL TEXT](#)



Путц Р. Атлас анатомии человека Sobotta. В 2 т. Т. 2. Туловище. Внутренние органы. Нижняя конечность : пер. с англ. / Р. Путц, Р. Пабст. - Москва : Логосфера, 2011. - 416 с. - [FILL TEXT](#)

# **Prepared by Foreign Literature Department**

**Kursk, May 2022**