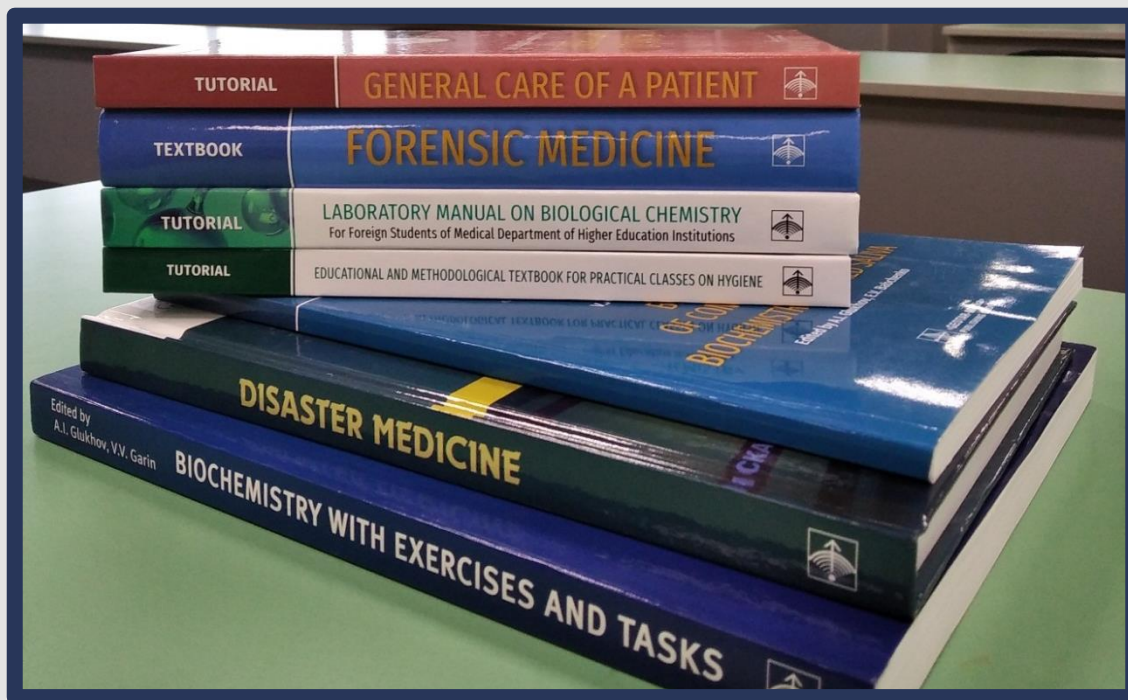


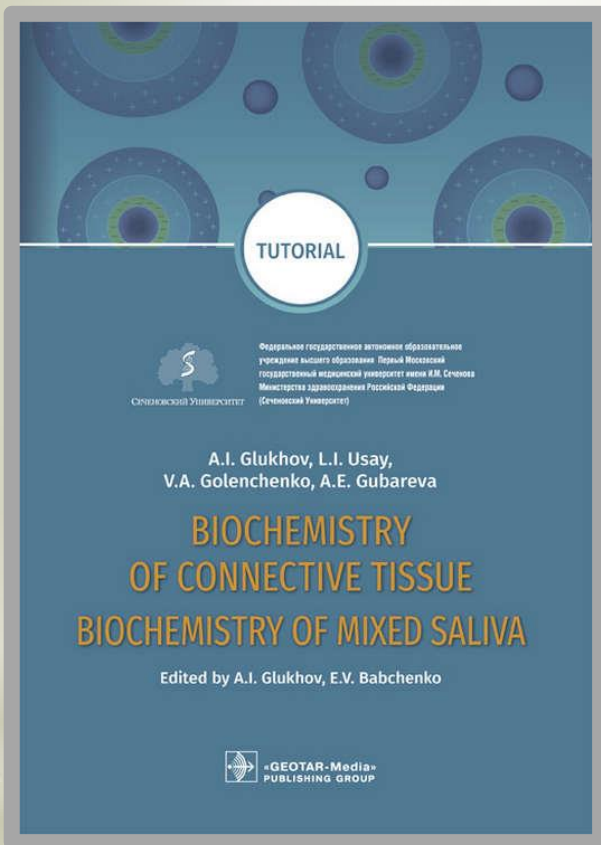


КУРСКИЙ ГОСУДАРСТВЕННЫЙ
МЕДИЦИНСКИЙ УНИВЕРСИТЕТ
KURSK STATE MEDICAL UNIVERSITY



Library of KSMU

NEW EDITIONS

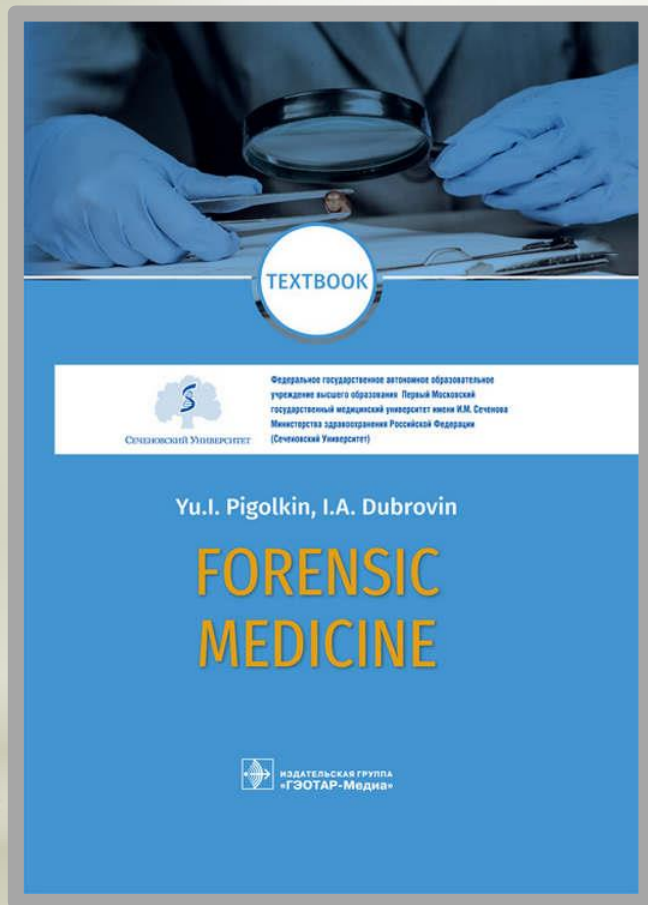


Biochemistry of connective tissue. Biochemistry of mixed saliva: tutorial: учебное пособие для использования в образовательных учреждениях, реализующих основные профессиональные образовательные программы высшего образования по направлению подготовки специалитета по специальности 31.05.03 "Стоматология" / А. I. Glukhov, L. I. Usay, V. A. Golenchenko A. E. Gubareva; edited by A. I. Glukhov, E. V. Babchenko; Первый Московский государственный медицинский университет имени И. М. Сеченова (Сеченовский Университет). - Moscow: Geotar-Media, 2019. - 121 с.: il.

This tutorial contains information about the connective tissue chemical structure and metabolism, as well as the oral fluid chemical composition and functions. The book reviews the issues of dental caries and periodontal diseases pathogenesis. The manual consists of two parts and includes clinical cases. The tutorial is designed for students of specialty "Dentistry" studying biochemistry in English. The book was prepared in accordance with the curriculum approved by the Educational Board of the Faculty of Dentistry, I. M. Sechenov First Moscow State Medical University.

Annotation

Introduction	4
List of abbreviations	5
Part 1 Biochemistry of connective tissue	6
1.1. Glycosaminoglycans	7
1.2. Collagens	13
1.3. Elastin	20
1.4. Adhesive proteins	23
1.5. Mineralized connective tissue	25
1.6. Mineral composition and structure of apatites in the hard tissue	28
1.7. Organic matter of mineralized tissues	30
1.8. Bone tissue remodeling	43
1.9. Regulation of remodeling, growth and development of bone tissue	51
1.10. Markers of bone tissue metabolism	56
1.11. Features of dental tissue structure and metabolism	57
Part 2 Biochemistry of mixed saliva	69
2.1. Formation of salivary secretion	69
2.2. Regulation of salivary secretion	73
2.3. Inorganic components of saliva and oral fluid	76
2.4. Mixed saliva proteins and enzymes	82
2.5. Non-protein organic compounds	92
2.6. Biologically active substances of saliva	93
2.7. Protective systems in the oral cavity	96
2.8. Gingival crevicular fluid	101
2.9. Formation of dental deposit and caries development	107
2.10. Dental calculus and inflammation of periodontal tissue	115
2.11. Saliva as an object of laboratory diagnostics	118



Pigolkin, Yu. I. Forensic medicine: texbook: учебник для использования в образовательных организациях, реализующих основные профессиональные образовательные программы высшего образования по направлениям подготовки специалитета 31.05.01 "Лечебное дело", 31.05.02 "Педиатрия", 31.05.03 "Стоматология", 32.05.01 "Медико-профилактическое дело" / Yu. I. Pigolkin, I. A. Dubrovin; Первый Московский государственный медицинский университет имени И. М. Сеченова (Сеченовский Университет). - Москва: ГЭОТАР-Медиа, 2019. - 456 с.: ил.

The textbook outlines the main provisions of forensic medicine in accordance with the syllabus for the course of Forensic medicine at higher professional education establishments, and an innovative modular educational program. The textbook captures the current achievements of forensic medicine in areas of forensic traumatology, tanatology and person's identification. All information is presented in the form of a system of interconnected modules, with consideration to the Bologna Declaration, latest updates in legislation and new regulations on determining the severity of harm to human health.

The textbook can provide invaluable assistance to students in obtaining theoretical knowledge and mastering practical skills for further work in the field of forensic medicine.


Annotation

CONTENTS

List of abbreviations	5
Introduction	6
Module 1 Forensic pathology	7
Submodule 1.1. Concept, subject and organization of forensic pathology	7
Submodule 1.2. Objects and methods of forensic pathology	8
Submodule 1.3. Brief overview of forensic pathology	11
Module 2 . Objectives and types of forensic examination	20
Submodule 2.1. Forensic autopsy	20
Submodule 2.2. Forensic examination of dead newborns	27
Submodule 2.3. Forensic examination of victims, suspects, defendants, etc.	38
Submodule 2.4. Forensic examination of physical evidence	60
Submodule 2.5. The pathologist's contribution to investigation	72
Module 3 Forensic thanatology	83
Submodule 3.1. Notion of death and postmortem changes	83
Submodule 3.2. Postmortem changes and estimation of time since death	90
Module 4 Forensic examination of mechanical injuries	104
Submodule 4.1. Basics of the doctrine of injuries	104
Submodule 4.2. Blunt injury	112
Submodule 4.3. Transportation related injury	120
Submodule 4.4. Injuries due to fall from height	135
Submodule 4.5. Sharp injuries	143
Submodule 4.6. Firearm injuries	151

Module 5 Mechanical asphyxia	165
Submodule 5.1. General characteristics of mechanical asphyxia	165
Submodule 5.2. Strangulation asphyxia	168
Submodule 5.3. Obturation asphyxia	173
Submodule 5.4. Compression asphyxia	175
Submodule 5.5. Confined space asphyxia	176
Submodule 5.6. Drowning	177
Module 6 Forensic examination of injuries due to other factors	184
Submodule 6.1. Injuries due to exposure to high temperature	184
Submodule 6.2. Injuries due to exposure to low temperature	189
Submodule 6.3. Electrical injuries	192
Submodule 6.4. Injury caused by barometric pressure changes	197
Submodule 6.5. Radiation injury	199
Module 7 Forensic examination of chemical injury	206
Submodule 7.1. General characteristics of poisoning	206
Submodule 7.2. Forensic diagnosis of poisoning	207
Submodule 7.3. Corrosive poison intoxication	208
Submodule 7.4. Destructive poison intoxication	213
Submodule 7.5. Blood poison intoxication	215
Submodule 7.6. Functional poison intoxication	217
Submodule 7.7. Fungus poisoning	223

Module 8 Forensic identification	230
Submodule 8.1. Forensic identification of the injury instrument	230
Submodule 8.2. Forensic identification of persons	233
Module 9 Forensic examination in criminal and civil cases on professional offence committed by health care workers	247
Submodule 9.1. Legal principles of health care practice.	247
Submodule 9.2. General issues of legal liability of health care workers in case of professional misconduct	249
Appendix	258
Module 1	258
Module 2	259
Module 3	285
Module 4	291
Module 5	382
Module 6	400
Module 7	429
Module 8	451



TUTORIAL

V.N. Osloпов, O.V. Bogoyavlenskaya

GENERAL CARE OF A PATIENT

ИЗДАТЕЛЬСКАЯ ГРУППА
«ГЭОТАР-Медиа»

Osloпов, V. N. General care of a patient: tutorial: учебное пособие для использования в образовательных учреждениях, реализующих основные профессиональные образовательные программы высшего образования уровня специалитета по направлению подготовки 31.05.01 "Лечебное дело" / V. N. Osloпов, O. V. Bogoyavlenskaya. - Москва: ГЭОТАР-Медиа, 2019. - 206 с.: ил.

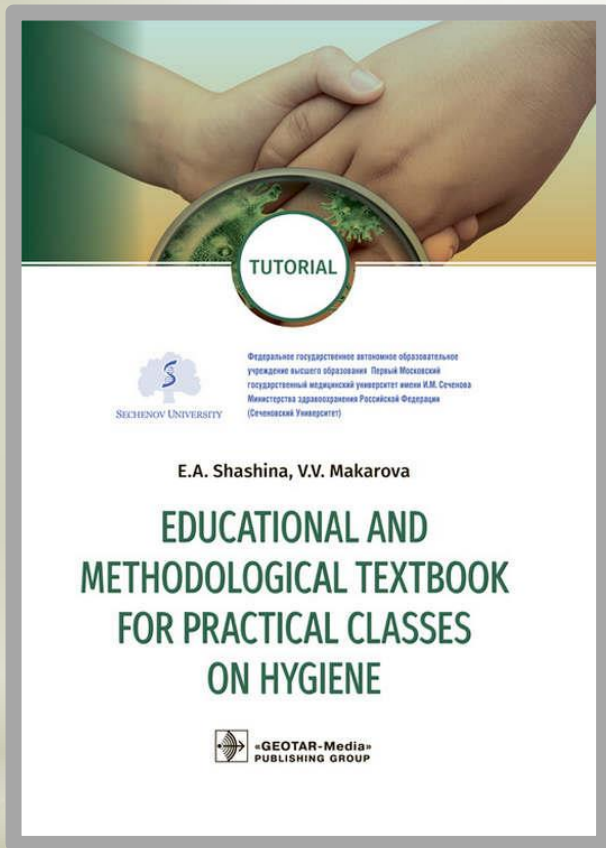
Tutorial is compiled in accordance with the State Federal Educational Standard of Higher Education in 31.05.01 "General Medicine" speciality, the standard and working programs for the "General care" discipline. This tutorial highlights in details the content of unites, describes practical skills in a clear sequence of actions at the patient's bedside.

The tutorial is intended for foreign students of medical higher education institutions. Учебное пособие составлено в соответствии с федеральным государственным образовательным стандартом высшего образования по специальности 31.05.01 "Лечебное дело", типовой и рабочей программами по дисциплине "Общий уход". В нем подробно освещено содержание занятий, описаны практические умения в четкой последовательности действий у постели больного. Учебное пособие предназначено иностранным студентам медицинских вузов.

Annotation

CONTENTS

Chapter 1 Importance of general care of a patient	7
Chapter 2 Basic types of medical institutions	16
Chapter 3 Reception and hospitalization of patients	20
Chapter 4 . Work of a department nurse in charge. Personal hygiene of a patient (change of clothes)	35
Chapter 5 Personal hygiene of a patient	44
Chapter 6 . Diet and nutrition	59
Chapter 7 Nursing the patients with alimentary tract diseases	74
Chapter 8 Nursing the patients with intestinal diseases	86
Chapter 9 Body temperature, temperature taking and nursing the feverish patients	104
Chapter 10 Methods to influence blood circulation	116
Chapter 11 Ways of medication's administration	130
Chapter 12 Nursing the patients with respiratory diseases	146
Chapter 13 Nursing the patients with cardiovascular diseases	160
Chapter 14 Nursing the patients with renal and urinary tract diseases	191
Chapter 15 Nursing the patients in poor condition. Notion of terminal states and resuscitation. Resuscitation actions	198



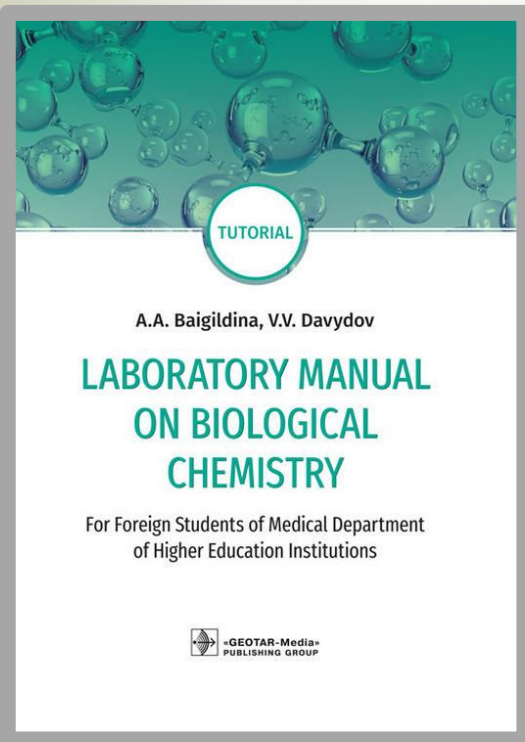
Shashina, E. A. Educational and methodological textbook for practical classes on hygiene: tutorial: учебное пособие для использования в образовательных учреждениях, реализующих основные профессиональные образовательные программы высшего образования уровня специалитета по направлениям подготовки 31.05.01 "Лечебное дело", 33.05.01 "Фармация", 31.05.03 "Стоматология" / E. A. Shashina, V. V. Makarova; Первый Московский государственный медицинский университет имени И. М. Сеченова (Сеченовский Университет). - Moscow: Geotar-Media, 2020. - 205 p.: il.

This textbook is devoted to the assessment principles of various environmental factors, as well as the body's response to their effects. A large number of tasks helps to master the practical skills of hygienic diagnostics, which are the basis for the formation of doctor professional competencies of any specialty. The textbook is for students of the medical, stomatological and pharmacy faculties of Medical University, studying in English.

Annotation

CONTENTS

Introduction	4
Module 1 Food hygiene	5
Theme 1 Hygienic assessment of nutritional status	6
Algorithm of hygienic assessment of nutritional status	6
Theme 2 Foodborne disease	20
Algorithm of answers on the some typical task questions	43
Module 2 Hygiene of water supply of populated areas	46
Algorithm of answers on the typical task questions	73
Module 3 Hygiene of health care facilities	78
Algorithm of actions	78
Module 4 Hygiene of children and adolescents	92
Algorithm of actions	93
Module 5 Industrial hygiene	130
Theme 1 Assessment influence of physical production factors on the workers' health	131
Theme 2 Assessment influence of chemical production factors on the workers' health	141
Theme 3 Radiation safety of medical staff that works with sources of ionizing radiation	155
Algorithm of task solving	164
Module 6 Risk assessment of environmental chemical exposure to human health	168
Methods of epidemiological studies	168
Case study I. Risk assessment of fluoride exposure to human health	173
Case study II. Risk assessment of lead exposure to human health	186



Baigildina, A. A. Laboratory manual on biological chemistry: for foreign students of medical department of higher education institutions: учебное пособие для использования в образовательных учреждениях, реализующих основные профессиональные образовательные программы высшего образования по направлению подготовки специалитета по специальности 31.05.01 "Лечебное дело" / А. А. Baigildina, V. V. Davydov. - Moscow: Geotar-Media, 2019. - 301 p.: il.

The laboratory manual has been written according to the approved curriculum in biological chemistry for students specializing in Medicine. It contains questions for preparing to laboratory and seminar lessons, and description of laboratory tests as well as tests for control knowledge which can be used by students for profound learning of biochemistry.

Annotation

Introduction	10
Lesson 1 Introduction to biochemistry safety in biochemical laboratory	11
Safety in biochemical laboratory	11
General	12
Substances and procedures hazardous to health	12
Waste	13
Accidents and first aid	13
Laboratory notebooks	14
Guidelines to be followed	14
Lesson 2 Proteins, their structure, significance, and properties. Simple proteins	16
Laboratory work	18
1 Dialysis of proteins	18
2 Denaturation of proteins	19
3 Sedimentation of proteins	20
Lesson 3 Complex (conjugated) proteins: glycoproteins, lipoproteins, and phosphoproteins. Quantification of proteins	21
Laboratory work	24
1 Determination of protein in blood serum by biuret method	24
2 Separation of blood serum proteins by means of electrophoresis	27
3 Quantification of protein in urine	30

Lesson 4 Complex (conjugated) proteins: hemoproteins and nucleoproteins. Nucleic acids	32
Laboratory work	33
1 Qualitative responses to hemoglobin	33
2 Extraction of nucleoproteins from biological objects	34
3 Hydrolysis of nucleoproteins	35
4 Qualitative responses to components of mononucleotides	36
5 Quantitative determination of nucleic acids	38
Lesson 5 Structure and properties of complex and simple proteins (colloquium)	40
Tests to assess formation of the following competencies: GC-1,GPC-1, 7, 9, PC-5, 12 ...	41
Literature	45
Lesson 6 Enzymes, their structure and common properties. Mechanisms of enzyme reactions	47
Laboratory work	49
1 Starch hydrolysis using hydrochloric acid and amylase	49
2 Thermolability of salivary amylase	50
3 Influence of pH on activity of salivary amylase	51
4 Substrate specificity of amylase	52

Lesson 7 Regulation of enzyme activity. Classification and nomenclature of enzymes. Isozymes. Medical enzymology	54
Laboratory work	56
1 Effect of activator and inhibitor on amylase activity	56
2 Determination of acid phosphatase activity in the blood serum	57
3 Salivary α -amylase activity assay (Wolghemuth's method)	59
Lesson 8 Structure and properties of enzymes (colloquium)	61
Tests to assess formation of the following competencies: GC-1, GPC-1, 7, 9, PC-5, 12	62
Literature	64
Lesson 9 Biological oxidation. Oxidative decarboxylation of pyruvate. Citric acid cycle. Tissue respiration and oxidative phosphorylation	65
Laboratory work	67
1 Revealing succinate dehydrogenase in muscle tissue	67
2 Cytochrome c reduction	69
3 Determination of high energy phosphates in muscles (ATP and creatine phosphate)	70
4 Determination of catalase activity of the liver by V.A. Baraboy method	72

Lesson 10 Bioenergetics. Citric acid cycle. Tissue respiration and oxidative phosphorylation (seminar)	74
Tests to assess formation of the following competencies: GC-1, GPC-1, 7, 9, P-5, 12	75
Literature	77
Lesson 11 Carbohydrate metabolism. Aerobic and anaerobic glycolysis.	
Oxidative decarboxylation of pyruvate. Glycogen metabolism	78
Laboratory work	80
1 Qualitative responses to carbohydrates	80
2 Quantification of glucose in the blood using o-toluidine method	85
3 Quantification of glucose in the blood using glucose oxidase method	86
4 Quantitative determination of glucose in urine	88
5 Quantification of pyruvate in the blood	89
Lesson 12 Pentose phosphate pathway of glucose oxidation.	
Gluconeogenesis. Regulation of carbohydrate metabolism	91
Laboratory work	92
1 Revealing anaerobic glycolysis in muscle tissue	92
2 Quantification of lactic acid in the blood	93
3 Quantitative determination of total activity of lactate dehydrogenase (LDH) in blood serum	95

Lesson 13 Carbohydrate metabolism (colloquium)	99
Tests to assess formation of the following competencies: GC-1, GPC-1, 7, 9, PC-5, 12	100
Literature	102
Lesson 14 Lipid metabolism. Synthesis and oxidation of fatty acids.	
Metabolism of triacylglycerols	103
Laboratory work	104
1 Quantification of total lipids in the blood	104
2 Quantification of triacylglycerols in the blood	105
3 Extraction of lipids from the liver	107
4 Fractionation of neutral hepatic lipids extract by thin layer chromatography (TLC)	108
5 Qualitative test for carnitine	110
6 Identification of malonic dialdehyde in biological material	111
7 Determination of β - and pre- β -lipoproteins in the blood serum	112
8 Revealing ketone bodies in urine	112
Lesson 15 Metabolism of lipids. Synthesis of lipids. Metabolism of cholesterol. Regulation and abnormality of lipid metabolism ..	
.....	113
Laboratory work	114
1 Quantification of total phospholipids in the blood	114
2 Fractionation of liver phospholipids by thin layer chromatography (TLC)	116
3 Qualitative determination of cholesterol by Liebermann–Burchard reaction	117

4 Quantitative determination of blood cholesterol by Ilk's method	118
5 Determination of free and total cholesterol in blood serum by Stankevichene's method	120
6 Enzymatic method for quantifi cation of total blood cholesterol	121
7 Investigation of lipoprotein spectrum of blood serum by means of electrophoresis (demonstration)	122
Lesson 16 Lipid metabolism (colloquium)	126
Tests to assess formation of the following competencies: GC-1, GPC-1, 7, 9, PC-5, 12	127
Literature	129
Lesson 17 Final test (credit)	130
Lesson 18 Digestion of proteins in gastrointestinal tract. Tissue proteolysis. Common pathways of amino acid catabolism	135
Laboratory work	136
1 Determination of alanine aminotransferase (ALT) in the blood serum	136
2 Determination of aspartate aminotransferase (AST) in the blood serum	138
3 Determination of glutamate dehydrogenase (GDH) activity in the blood serum	139
4 Determination of arginase activity	141

Lesson 19 Detoxification of ammonia. Amino acid catabolism.

Metabolism of hemoproteins and nucleoproteins	143
Laboratory work	145
1 Quantification of creatinine in the blood serum	145
2 Determination of residual nitrogen in the blood	146
3 Determination of urea in the blood	147
4 Quantification of uric acid in blood serum	149
5 Quantification of bilirubin in the blood serum	151

Lesson 20 Metabolism of biogenic amines. Synthesis of nonessential amino acids

Laboratory work	154
-----------------------	-----

Lesson 21 Catabolism of simple and complex proteins. Metabolism

of amino acids and mononucleotides (colloquium)	156
Tests to assess formation of the following competencies: GC-1, GPC-1, 7, 9, PC-5, 12	157
Literature	159

Lesson 22 Nucleic acid synthesis: DNA replication and RNA

transcription. Biosynthesis of proteins and its regulation (seminar)	161
--	-----

Lesson 23 Fat soluble vitamins. Ascorbic acid and vitamin P

Laboratory work	165
1 Qualitative responses to fat-soluble vitamins	165
2 Quantification of vitamin A in cod liver oil	167
3 Qualitative responses to ascorbic acid	168
4 Quantification of vitamin C in food (plants)	168
5 Qualitative response to rutin	170

Lesson 24 Water soluble vitamins	171
Laboratory work	172
1 Qualitative responses to water-soluble vitamins	172
2 Quantification of water-soluble vitamins in biological objects	174
Lesson 25 Vitamins (colloquium)	179
Tests to assess formation of the following competencies: GC-1, GPC-1, 7, 9, PC-5, 12	179
Literature	181
Lesson 26 Hormones, their general properties. Thyroid and parathyroid hormones	183
Laboratory work	184
1 Qualitative responses to thyroxin	184
2 Determination of calcium level in the blood	185
3 Determination of inorganic phosphorus concentration in the blood	188
Lesson 27 Hormones of pancreas and adrenal gland. Diabetes mellitus	191
Laboratory work	193
1 Qualitative response to cortisone with Fehling's reagent	193
2 Qualitative responses to epinephrine	194
3 Effect of epinephrine on blood glucose levels	195
4 Effect of insulin on blood glucose levels	197
5 Glucose tolerance test (GTT)	198

Lesson 28 Hormones of hypothalamus and pituitary gland. Sex hormones	200
Laboratory work	201
1 Qualitative responses to estrone	201
2 Determination of prostaglandin E2 in the blood by means of enzyme-linked immunosorbent assay (ELISA) (demonstration)	202
Lesson 29 Hormones (colloquium)	208
Tests to assess formation of the following competencies: GC-1, GPC-1, 7, 9, PC-5, 12	209
Literature	211
Lesson 30 Biochemistry of nutrition and digestion	213
Laboratory work	216
1 Determination of gastric juice acidity	216
2 Revealing pathologic components of gastric juice	218
3 Hydrolysis of protein by trypsin	218
4 N.P. Pyatnitsky quantitative determination of pepsin in gastric juice	219
5 Qualitative responses to bile acids	220
6 Emulsification of triacylglycerols by bile acids	220
7 Revealing phospholipase effects	221
8 Determination of lipase activity	221
9 Determination of α -amylase activity in mixed saliva	222

Lesson 31 Biochemistry of the blood. Biochemistry of the liver.

Biochemistry of kidneys 224

Laboratory work 231

1 Blood biochemistry 231

2 Biochemical analysis of urine 237

3 Biochemistry of the liver 247

Lesson 32 Biochemistry of muscular and nervous tissue 256

Laboratory work 260

1 Quantification of creatine in urine 260

Lesson 33 Biochemistry of connective tissue 261

Laboratory work 263

1 Determination of seromucoid concentration in blood serum 263

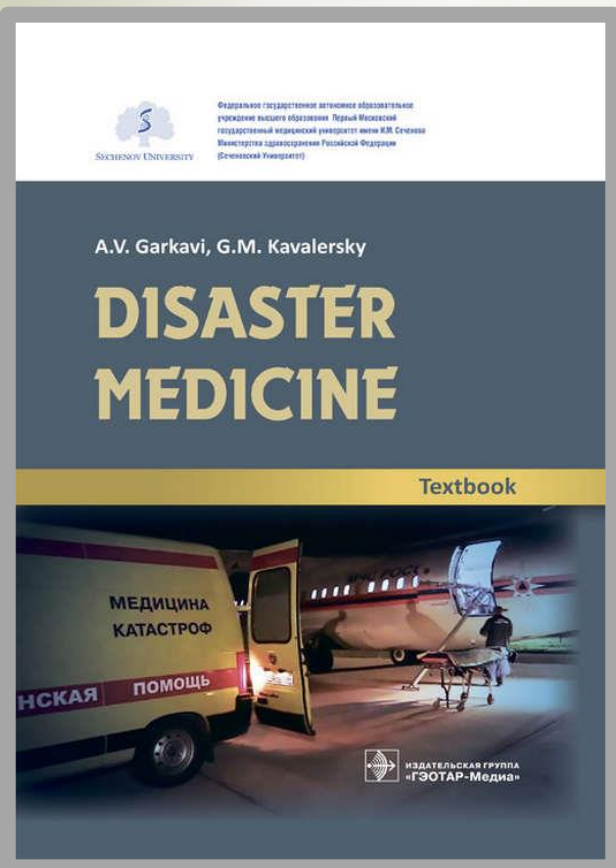
2 Determination of sialic acids in the blood 264

Lesson 34 Biochemistry of visceral organs and tissues (colloquium) 267

Tests to assess formation of the following competencies: GC-1, GPC-1, 7, 9, PC-5, 12 269

Literature 272

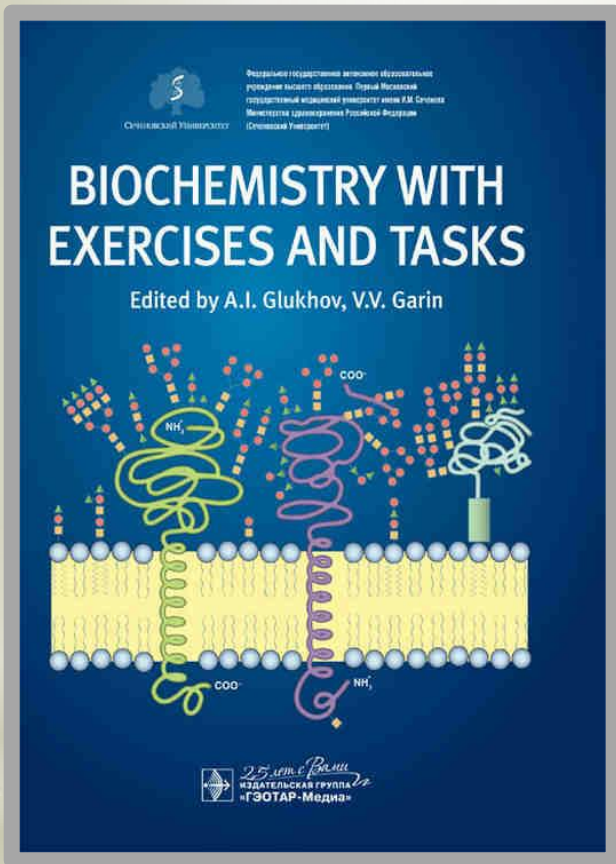
Lesson 35 Final class	273
Answers to tests	273
Examples of clinical situations	274
Questions for biochemistry exam	278
Structure and properties of simple proteins	278
Complex (conjugated) proteins	278
Structure and properties of biological membranes. Membrane transport	279
Enzymes	280
Bioenergetics of the cell	281
Carbohydrate Metabolism	282
Lipid metabolism	282
Amino acid metabolism. Catabolism of simple and complex proteins	283
Replication, transcription, translation. Molecular tools of medicine	285
Hormones	286
Biochemistry of digestion in gastro-intestinal tract	287
Biochemistry of tissues. Clinical biochemistry	288
Practical skills in biological chemistry (list of lab tests)	292
Reference values of biochemical parameters	298
Literature	301



Garkavi, A. V. Disaster medicine: texbook: учебник для использования в образовательных учреждениях, реализующих основные профессиональные образовательные программы высшего образования по направлению подготовки специалитета 31.05.01 "Лечебное дело" / А. V. Garkavi, G. M. Kavalersky; Первый Московский государственный медицинский университет имени И. М. Сеченова (Сеченовский Университет). - Москва: ГЭОТАР-Медиа, 2019. - 303 с.: ил.

This textbook addresses the issues of treatment of victims with mechanical and thermal lesions in different emergency situations. Life threatening conditions are analyzed in detail - their pathogenesis, prevention and emergency care. Particular attention is paid to the algorithms of diagnostic triage, prehospital medical care and first aid. The outlined material is provided with explanatory diagrams and illustrations. Each section of the book ends with various self-control assignments as well as situational tasks. The textbook is intended for medical students and matches the interest of a wide range of medical practitioners.

Annotation



Biochemistry with exercises and tasks: учебник для использования в образовательных учреждениях, реализующих основные профессиональные образовательные программы высшего образования уровня специалитета по направлению подготовки 31.05.03 "Стоматология" / Первый Московский государственный медицинский университет имени И. М. Сеченова (Сеченовский Университет); edited by A. I. Glukhov, V. V. Garin. - Moscow: Geotar-Media, 2020. - 293 с.: il.

The textbook written by the professors of the Biological Chemistry Department of the I.M. Sechenov First Moscow State Medical University (Sechenov University) approaches complicated modern scientific data about a molecular basis of the functioning of the organism in an intelligible form. This edition contains illustrative material, test tasks and situational problems in each of 14 sections. All the problems proposed for the individual solution have "guiding" questions that help students to solve them. Most of these tasks are based on the questions covered in the special course "Biochemistry of connective tissue. Biochemistry of mixed saliva". The textbook is intended for medical students who specialize in Dentistry, and can be also used for studying biochemistry by the students of other specialties.

Annotation

***ПОДГОТОВЛЕНО СОТРУДНИКАМИ ОТДЕЛА
ИНОСТРАННОЙ ЛИТЕРАТУРЫ БИБЛИОТЕКИ
КГМУ***

Kursk, June 9, 2021